

mariz



CARYSIL


Welcome to mariz surfaces...

Introducing our new range of compact laminate worktops - the ultimate solution for your kitchen or workspace needs! Made by compiling layers of decorative paper and resin that are fused together under pressure, our worktops offer unparalleled durability, resistance to impact and heat, and long-lasting performance.

12mm compact laminate

8 décors to choose from

Innovative offering with custom options



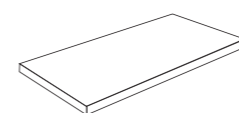
the mariz difference

We know that the cutting and preparation of compact laminate can be an issue on site so we aim to take away as much of the work as possible. Whilst we cannot prepare the final joint, we have a range of solutions to make life just that bit easier.

Not only do we have a wide selection of standard sized worktops and breakfast bars – all with the edge preparation – the mariz range includes much more. Upstands and splashbacks are available in a variety of sizes and two thicknesses and we even have a full island size for the true statement kitchen.

As you would expect from Carysil we also have a superb collection of sinks combined with mariz in our unique sink modules. Here we do the work ready for fitting: cut out, drainer grooves and even the undermount fixings all prepared for your order.

That's the mariz difference!



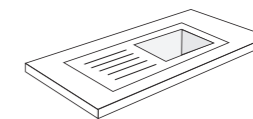
FACTORY MACHINED FACE & EDGES, ALL FINISHED BY HAND

mariz worksurfaces are supplied with the key edges ready prepared to ensure the quality of the finish



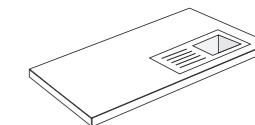
REDUCED TIME NEEDED ON SITE

less work to do at the final installation saves time and money



PRE-FABRICATED FEATURES

Undermounted bowls teamed with designer drainer grooves, breakfast bars, splashbacks and upstands, these are just some of the added attractions of choosing mariz® for your kitchen.



CUSTOM SERVICE

rather than fabricating on-site, bespoke worktops can be manufactured in our factory as per your unique kitchen designs.

CARYSIL

Eight colourways

Available in eight décors that have been selected to complement almost every traditional or contemporary kitchen design, **mariz** 12mm surfaces are both robust and easy to clean, giving you complete peace of mind with their superb performance and quality.

When you choose **mariz** surfaces you do so secure in the knowledge that you are buying a proven, reliable product. **mariz** surfaces are truly at the forefront of modern surface technology.



mariz CARYSIL



mariz - white marble (WM)




mariz - vena black (VB)



mariz - light concrete (LC)



mariz - white (WH)




mariz - dark concrete (DC)



mariz - antique rust (AR)



mariz - vena white (VW)



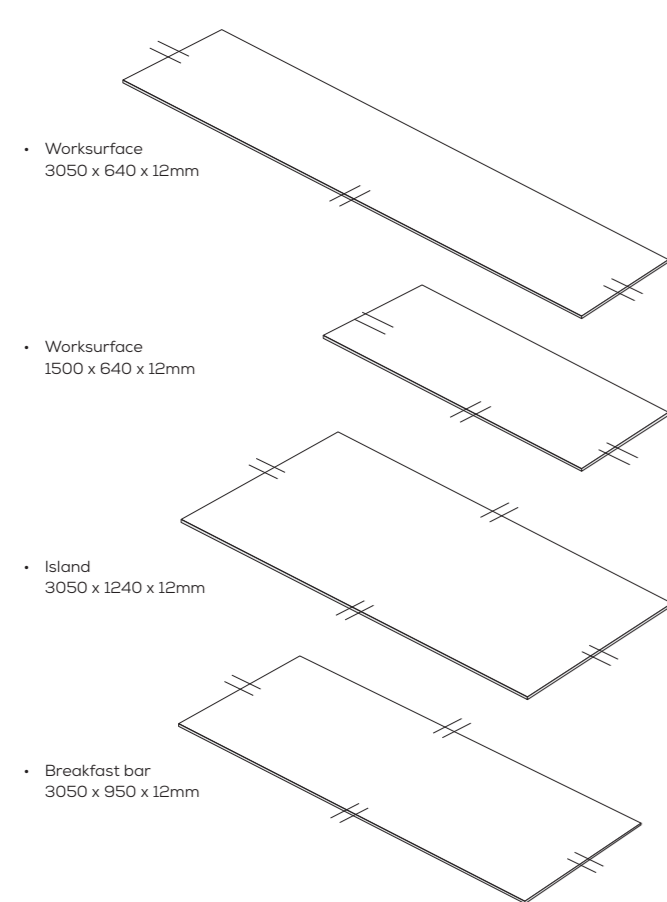
mariz - deep grey (DG)



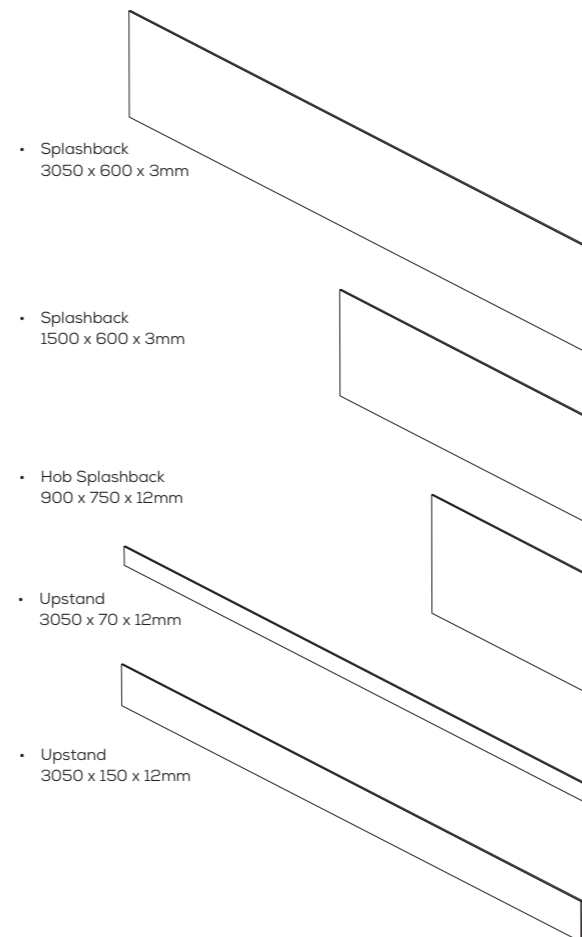
Standard range and sizes



Worksurfaces

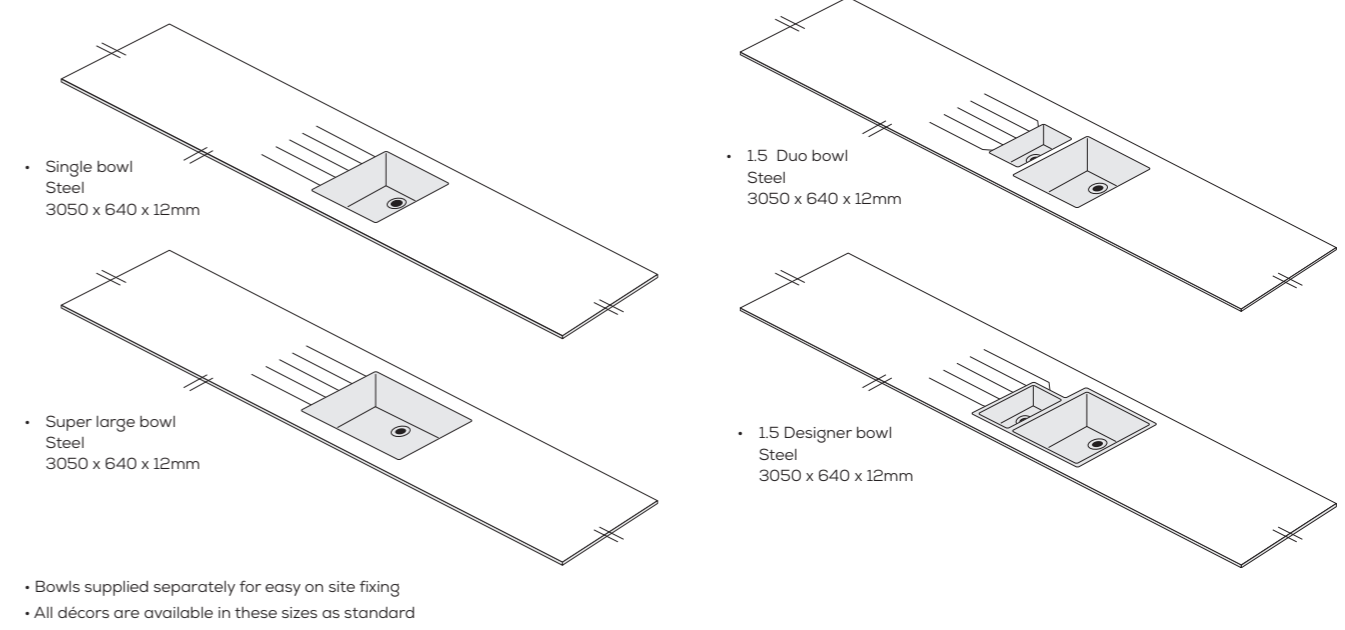


Accessories

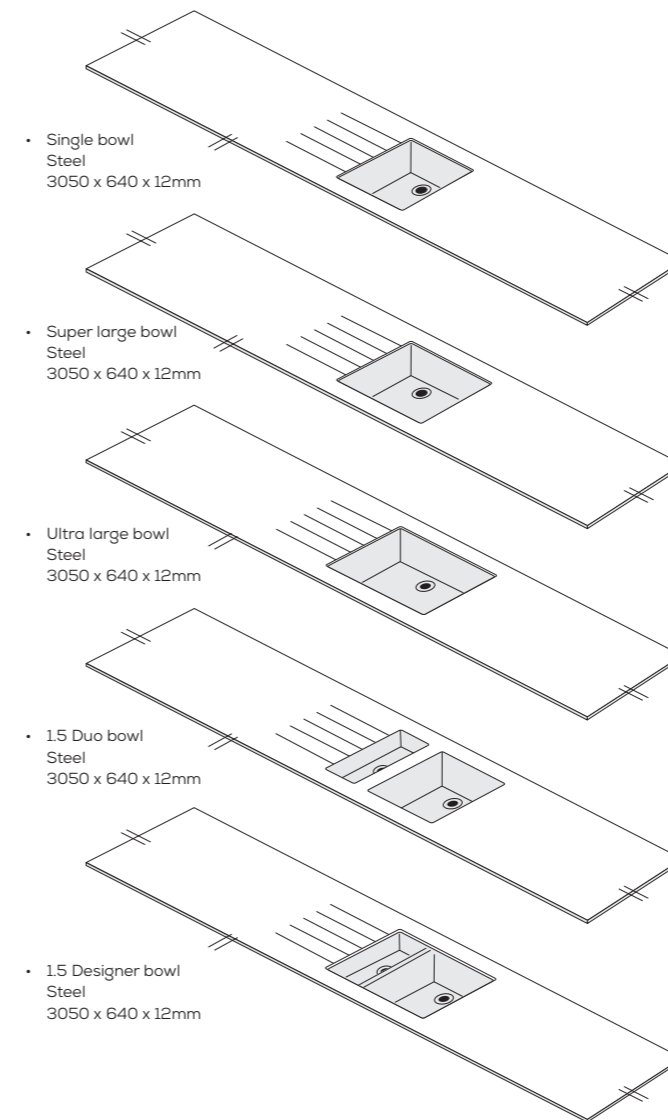


Sink Modules

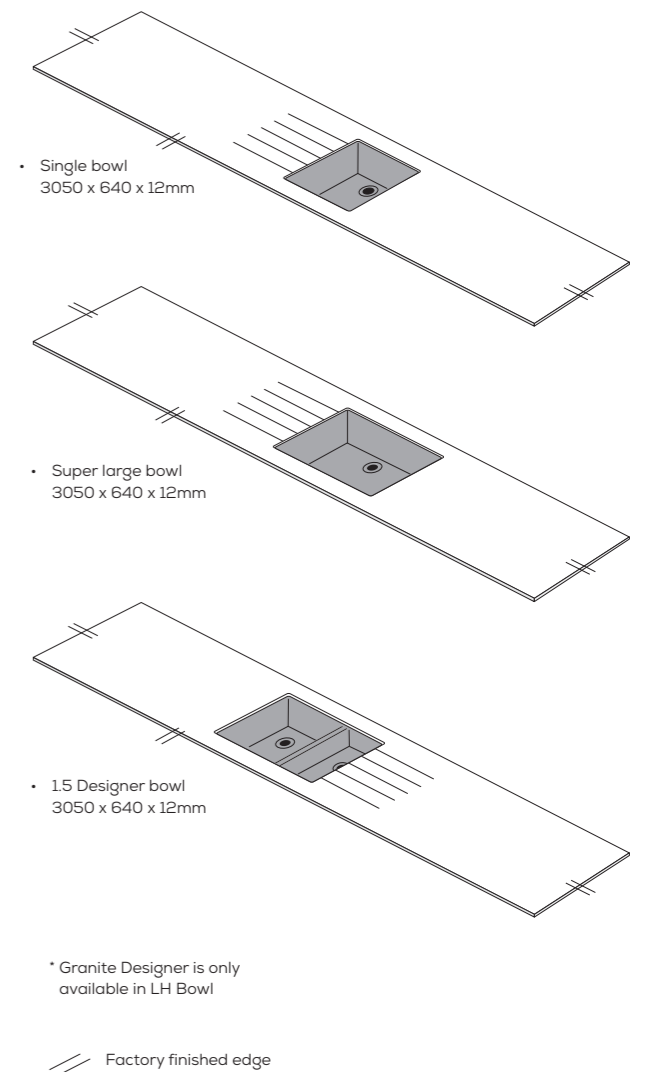
Steel 25mm internal radius undermount sinks



Steel 10mm internal radius undermount sinks



Granite sinks





10mm steel internal radius sinks

For a more contemporary feel look no further than our 10mm radius steel undermounts. The tight 10mm radius and pressed drainer channels give a clean modern feel and the simple drainer groove finish allows for the tap to be located to your own requirements.

- 10mm radius corners
- Boiling tap compatible
- Plumbing kit supplied
- Fitting clips & sealant supplied

Sink modules

One of the benefits of compact laminate is the ability to use undermounted sinks for a premium look and feel. One of the downsides is that cutting and preparing for the sink and drainer grooves can be an exacting and time-consuming process.

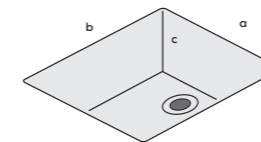
With the mariz selection of sink modules that work is already done to the highest standards in our factory. Each 3 metre worktop has the sink cutout and drainer grooves already prepared for any of our 12 bowl options.

The bowl or bowls of your choice are supplied along with the necessary fittings to simply screw the brackets into the prepared inserts.

Installation of one of our sink modules will typically be even quicker than fitting an overmount sink!

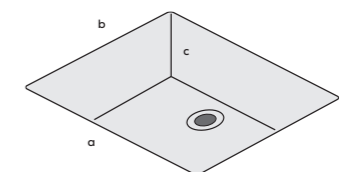
Single bowl

- a. 340mm
- b. 400mm
- c. 190mm



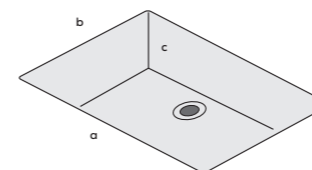
Super large bowl

- a. 410mm
- b. 400mm
- c. 190mm



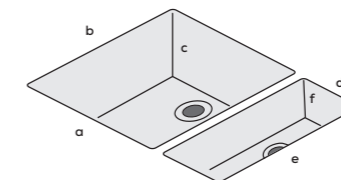
Ultra large bowl

- a. 550mm
- b. 400mm
- c. 190mm



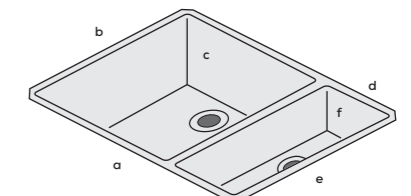
1.5 Duo bowl

- a. 340mm
- b. 400mm
- c. 190mm
- d. 180mm
- e. 400mm
- f. 125mm



1.5 Designer bowl

- a. 550mm
- b. 400mm
- c. 190mm
- d. 180mm
- e. 400mm
- f. 125mm





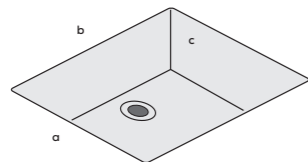
25mm steel internal radius sinks

This is our original range of undermounted steel sinks with a 25mm corner radius. The simple drainer groove patterns complement the bowls perfectly.

- 25mm radius corners
- Boiling tap compatible
- Plumbing kit supplied
- Fitting clips & sealant supplied

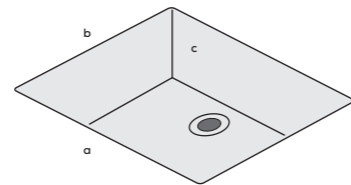
Single bowl

a. 340mm
b. 400mm
c. 190mm



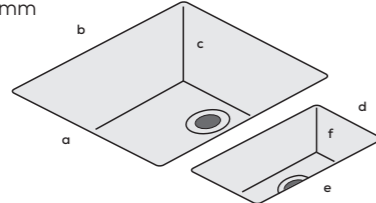
Super large bowl

a. 480mm
b. 400mm
c. 200mm



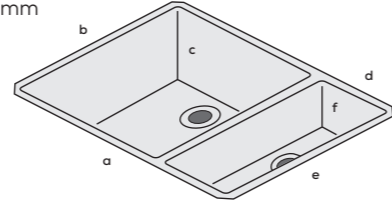
1.5 Duo bowl

a. 340mm
b. 400mm
c. 190mm
d. 160mm
e. 300mm
f. 120mm



1.5 Designer bowl

a. 340mm
b. 400mm
c. 190mm
d. 160mm
e. 300mm
f. 120mm



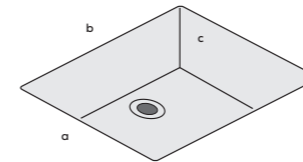
Granite sinks

Our granite undermount selection offers great durability and a simple uncluttered design. Add the choice of 4 colourways and the options are plentiful.

- 12mm radius corners
- Boiling tap compatible
- Plumbing kit supplied
- Fitting clips supplied

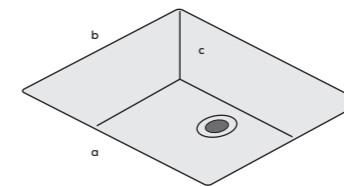
Single bowl

a. 400mm
b. 400mm
c. 200mm



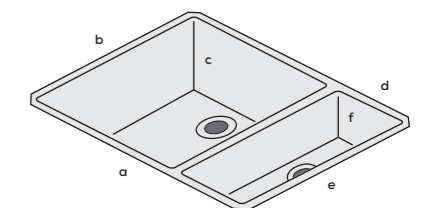
Super large bowl

a. 500mm
b. 400mm
c. 200mm



1.5 Designer bowl

a. 335mm
b. 400mm
c. 200mm
d. 155mm
e. 400mm
f. 140mm



Available in the following colours



Black



White



Gunmetal



Graphite

mariz

Technical

mariz worktops are 'Compact High Pressure Laminates' which meet the requirements of EN438. They are guaranteed against manufacturing defects provided they are fitted in accordance with the installation instructions and are used for their intended purpose.

Routine cleaning

mariz worktops have a surface that makes cleaning simple. Usually a moist cloth is sufficient, but use washing-up liquid to get rid of any grease. Avoid using harsh cleaning equipment and abrasive cleaners as they may damage the surface. Stubborn dirt or can be removed using mild solvents or proprietary glass cleaners.

For more detailed advice, there is a care & maintenance booklet in each worktop.

Cutting and installing

mariz worktops can be cut and installed using conventional woodworking tools – always ensuring that cutters and blades are sharp. This will ensure clean edges for jointing or finishing. You can join Mariz surfaces using either a butt joint or mason's mitre using biscuit joints and adhesive.


We have a selection of ColorJoint adhesives to complement the mariz range of décors. These are available along with the **mariz** installation kit.

Oven & hob Installation

mariz surfaces are compatible with most hobs although the 12.5mm thickness means that some adjustments may be necessary to ensure there is sufficient space between the hob and items beneath. For a single oven the cabinet shelf will usually be moved lower to give correct space for air circulation above.

Refer to appliance manufacturers instructions to ensure that correct clearances are achieved.

CARYSIL



mariz Installation Kit

- Contains:
- 3 x Compact toggle bolts
 - 3mm Hex key
 - 3 x Biscuits
 - 20ml Linseed oil
 - Cloth
 - Sanding block
 - Sanding discs
 - Grey Scotchbrite pad



mariz Adhesive kit

- Contains:
- 20ml ColorJoint tube
 - Adhesive applicator

mariz



CARYSIL
SURFACES

Azalea Close Clover Nook Industrial Park
Alfreton Derbyshire DE55 4QX

t 01773 521 300 e surfacesales@carysil.co.uk www.marizworksurfaces.co.uk