



# AQUILLA<sup>®</sup>

SINKS & TAPS



THE COLLECTION

SUMMER 2025

# INSET STAINLESS STEEL SINKS

## Lynx Compact

- 1.0 Bowl with a satin steel finish
- Reversible fitting design
- Includes waste & round overflow
- Overall sink size: 860 x 500mm
- Minimum cabinet width: 400mm
- **S10004** - Sink only
- **S10001** - Sink + Chrome Comet Tap



## Lynx Standard

- 1.0 Bowl with a satin steel finish
- Reversible fitting design
- Includes waste & round overflow
- Overall sink size: 965 x 500mm
- Minimum cabinet width: 450mm
- **S10005** - Sink only
- **S10002** - Sink + Chrome Comet Tap



## Lynx 1.5 Bowl

- 1.5 Bowl with a satin steel finish
- Reversible fitting design
- Includes waste & round overflows
- Overall sink size: 965 x 500mm
- Minimum cabinet width: 600mm
- **S10006** - Sink only
- **S10003** - Sink + Chrome Comet Tap



## Ara Compact

- **S10009**
- Compact 1.0 Bowl
- Single bowl with reduced drainer
- Reversible fitting design
- Includes waste & round overflow
- Overall Sink size: 580 x 488mm
- Minimum cabinet width: 450mm



Inset S10005



Inset S10006

# INSET STAINLESS STEEL SINKS

## Orion 1.0 Bowl



### • S10007

- 1.0 Bowl with a satin steel finish
- Reversible fitting design
- Includes waste & round overflow
- Waste disposable compatible
- Overall Sink size: 1000 x 500mm
- Minimum cabinet width: 600mm



## Orion 1.5 Bowl



### • S10008

- 1.5 Bowl with a satin steel finish
- Reversible fitting design
- Includes waste & round overflow
- Waste disposable compatible
- Overall Sink size: 1000 x 500mm
- Minimum cabinet width: 600mm



## Lupus Super Deep 1.0



### • S10011

- 1.0 Bowl with a brushed steel finish
- 200mm deep main bowl
- Reversible fitting design
- Includes waste & overflow
- Straight bar drainer design
- Waste disposal compatible
- Overall sink size: 1000 x 500mm
- Minimum cabinet width: 600mm



## Lupus Super Deep 1.5



### • S10012

- 1.5 Bowl with a brushed steel finish
- 200mm deep main bowl
- Reversible fitting design
- Includes waste & overflows
- Straight bar drainer design
- Waste disposal compatible
- Overall sink size: 1000 x 500mm
- Minimum cabinet width: 600mm



Inset S10007



Inset S10008



# INSET STAINLESS STEEL SINKS

## Corona Compact 1.0 Bowl

### • S10040

- Compact bowl with tap deck
- Minimalist design, 0° radius corners
- Includes waste & square overflow kit
- Sound reducing coating on underside
- Waste disposal compatible
- Overall Sink size: 450 x 500mm
- Minimum cabinet width: 450mm



## Corona Standard 1.0 Bowl

### • S10041

- Compact bowl with tap deck
- Minimalist design, 0° radius corners
- Includes waste & square overflow kit
- Sound reducing coating on underside
- Waste disposal compatible
- Overall Sink size: 600 x 500mm
- Minimum cabinet width: 600mm



## Sculptor 1.0 Bowl

### • S10050


- Single bowl with tap deck
- Reversible fitting design
- Minimalist design, 0° radius corners
- Includes waste & square overflow kit
- Sound reducing coating on underside
- Waste disposal compatible
- Overall Sink size: 1000 x 500mm
- Minimum cabinet width: 600mm



## Sculptor 1.5 Bowl

### • S10055

- 1.5 bowl with tap deck
- Reversible fitting design
- Minimalist design, 0° radius corners
- Includes waste & square overflow kit
- Sound reducing coating on underside
- Waste disposal compatible
- Overall Sink size: 1000 x 500mm
- Minimum cabinet width: 600mm



S10050 Sculptor 1.0 Bowl



S10055 Sculptor 1.5 Bowl

# INSET / UNDERMOUNT STAINLESS STEEL SINKS

## Radius Half Bowl



### • S20001

- Half bowl
- Brushed Steel finish
- 10° radius internal corners
- Supplied with waste
- Waste disposal compatible
- Overall Sink size: 220 x 440mm
- Minimum cabinet width: 300mm



## Radius Compact



### • S20002

- Single compact bowl
- Brushed Steel finish
- 10° radius internal corners
- Supplied with waste and overflow
- Waste disposal compatible
- Overall sink size: 450 x 440mm
- Minimum cabinet width: 500mm



## Radius Standard Bowl



### • S20003

- Single bowl
- Brushed Steel finish
- 10° radius internal corners
- Supplied with waste and overflow
- Waste disposal compatible
- Overall sink size: 590 x 440mm
- Minimum cabinet width: 600mm



## Radius 1.5 Bowl



- **S20005** Left Hand Main Bowl
- **S20006** Right Hand Main Bowl
- 1.5 bowl
- Brushed Steel finish
- 10° radius internal corners
- Supplied with waste and overflow
- Waste disposal compatible
- Overall sink size: 660 x 440mm
- Minimum cabinet width: 700mm



## Radius Double Bowl



### • S20008

- Double Bowl
- Brushed Steel finish
- 10° radius internal corners
- Supplied with waste and overflow
- Waste disposal compatible
- Sink size: 750 x 440mm
- Minimum cabinet width: 800mm



# INSET / UNDERMOUNT STAINLESS STEEL SINKS

## Vela Compact

- **S20052**
- Square Compact Bowl
- Basket strainer included
- Hand finished fabricated steel bowl
- Minimalist design, 0° radius corners
- Includes waste & square overflow kit
- Sound reducing coating on underside
- Waste disposal compatible
- Overall sink size: 430 x 430mm
- Minimum cabinet width: 450mm



## Vela Standard

- **S20053**
- Rectangle Bowl
- Basket strainer included
- Hand finished fabricated steel bowl
- Minimalist design, 0° radius corners
- Includes waste & square overflow kit
- Sound reducing coating on underside
- Waste disposal compatible
- Overall Sink size: 530 x 430mm
- Minimum cabinet width: 600mm



## Vela Extra Large

- **S20057**
- Rectangle Bowl
- Basket strainer included
- Hand finished fabricated steel bowl
- Minimalist design, 0° radius corners
- Includes waste & Square overflow kit
- Sound reducing coating on underside
- Waste disposal compatible
- Overall sink size: 730 x 430mm
- Minimum cabinet width: 800mm



# UNDERMOUNT STAINLESS STEEL SINKS

## Vega Compact

### • S20101

- Single compact bowl
- Basket strainer included
- Supplied with waste & overflow kit
- Waste disposal compatible
- Overall sink size: 350 x 400mm
- Minimum cabinet width: 400mm



## Vega Standard

### • S20102

- Single bowl
- Basket strainer included
- Supplied with waste & overflow kit
- Waste disposal compatible
- Overall sink size: 480 x 400mm
- Minimum cabinet width: 600mm



## Vega 1.5 Bowl

- 1.5 Bowl
- Basket strainer included
- Supplied drain assembly / waste kit
- Waste disposal compatible
- Overall sink size: 595 x 460mm
- Minimum cabinet width: 600mm



**S20105**   
Reversible



**S20106**   
Right Hand Main Bowl



**S20107**   
Left Hand Main Bowl

## Draco Compact

### • S20211

- 1.0 Compact Bowl
- 25° radius internal corners
- Basket strainer included
- Supplied with waste & overflow kit
- Waste disposal compatible
- Overall sink size: 340 x 400mm
- Minimum cabinet width: 400mm



## Draco Standard

### • S20212


- 1.0 Bowl
- 25° radius internal corners
- Basket strainer included
- Supplied with waste & overflow kit
- Waste disposal compatible
- Overall sink size: 480 x 400mm
- Minimum cabinet width: 600mm




## Draco 1.5 Bowl

- 1.5 Bowl
- Basket strainer included
- 25° radius internal corners
- Supplied drain assembly / waste kit
- Waste disposal compatible
- Overall sink size: 580 x 450mm
- Minimum cabinet width: 600mm




**S20215**   
Reversible



**S20216**   
Left Hand Main Bowl



**S20217**   
Right Hand Main Bowl



# STAINLESS STEEL ACCESSORIES

## Compact Entertainment Drainer



- **S90002**
- Entertainment / Drainer
- Basket strainer included
- Waste included
- Minimalist design with 0° radius corners
- Includes Pate rack & colander
- Overall Sink size: 190 x 430mm



## Large Entertainment Drainer



- **S90003** Large Drainer
- Entertainment / Drainer
- Basket strainer included
- Waste included
- Minimalist design with 0° radius corners
- Includes Pate rack & colander
- Overall sink size: 1000 x 200mm



## Folding Drainer Matt

- **S90001**
- Stainless Steel bars
- Rolls up for storage
- Unrolls over top of sink cavity
- Overall size: 470 x 448mm





# INSET COMPOSITE SINKS

## Aries Single Bowl



- Granite 1.0 Bowl Reversible
- Drain strainer/assembly/waste included
- Manufactured from 80% Quartz
- Made using German Technology
- Lifetime Guarantee
- Overall sink size: 1000 x 500mm
- Minimum cabinet width: 600mm



**S30031** Blue



**S30033** Fossil



**S30032** Brown

## Aries 1.5 Bowl



- Granite 1.0 Bowl Reversible
- Drain strainer/assembly/waste included
- Manufactured from 80% Quartz
- Made using German Technology
- Lifetime Guarantee
- Overall sink size: 1000 x 500mm
- Minimum cabinet width: 600mm



**S30043** Fossil



**S30042** Brown



**S30041** Blue



**S30032** Brown



**S30042** Brown

# INSET COMPOSITE SINKS

## Gemini Compact

- Granite composite 1.0 Bowl Reversible
- Basket strainer included
- Drain assembly/waste included
- Manufactured from 80% Quartz
- Made using German Technology
- Lifetime Guarantee
- Overall sink size: 860 x 500mm
- Minimum cabinet width: 450mm



**S30021** Midnight Black



**S30022**  
Gunmetal Grey



**S30023**  
Graphite Grey



**S30024**  
Stone



**S30025**  
White

## Gemini Single Bowl

- Granite composite 1.0 Bowl Reversible
- Drain strainer/assembly/waste included
- Manufactured from 80% Quartz
- Made using German Technology
- Lifetime Guarantee
- Overall sink size: 1000 x 500mm
- Minimum cabinet width: 600mm



**S30001** Midnight Black



**S30002** Gunmetal Grey



**S30003** Graphite Grey



**S30004** Stone



**S30005** White

## Gemini 1.5 Bowl

- Granite composite 1.5 Bowl Reversible
- Drain strainer/assembly/waste included
- Manufactured from 80% Quartz
- Made using German Technology
- Lifetime Guarantee
- Overall sink size: 1000 x 500mm
- Minimum cabinet width: 600mm



**S30011** Midnight Black



**S30012** Gunmetal Grey



**S30013** Graphite Grey



**S30014** Stone



**S30015** White

# UNDERMOUNT COMPOSITE SINKS

## Virgo Compact

- Granite composite 1.0 Bowl
- Basket strainer included
- Drain assembly/waste included
- Manufactured from 80% Quartz
- Overall sink size: 430 x 460mm
- Minimum cabinet width: 500mm



**S32001**  
Midnight Black



**S32002**  
Gunmetal Grey



**S32003**  
Graphite Grey



**S32004**  
Stone



**S32005**  
White

## Virgo Standard

- Granite composite 1.0 Bowl
- Basket strainer included
- Drain assembly/waste included
- Manufactured from 80% Quartz
- Overall sink size: 530 x 460mm
- Minimum cabinet width: 600mm



**S32011**  
Midnight Black



**S32012**  
Gunmetal Grey



**S32013**  
Graphite Grey



**S32014**  
Stone



**S32015**  
White

## Virgo Large Bowl

- Granite composite 1.0 Bowl
- Basket strainer included
- Drain assembly/waste included
- Manufactured from 80% Quartz
- Overall sink size: 780 x 434mm
- Minimum cabinet width: 800mm



**S32021**  
Midnight Black



**S32023** Graphite Grey



**S32022**  
Gunmetal Grey



**S32024**  
Stone



**S32023**  
Graphite Grey



**S32025**  
White

## Virgo 1.5 Bowl

- Granite composite Unhanded
- Basket strainer included
- Drain assembly/waste included
- Manufactured from 80% Quartz
- Overall sink size: 555 x 460mm
- Minimum cabinet width: 600mm



**S32031**  
Midnight Black



**S32032**  
Gunmetal Grey



**S32033**  
Graphite Grey



**S32034**  
Stone



**S32035**  
White



**S32001** Midnight Black



**S32015** White



**S30032** Gunmetal



## INSET CERAMIC SINKS

### Capella Single Bowl



- **S40001**
- 1.0 Bowl Reversible
- Drain strainer/assembly/waste included
- High Quality Fireclay Ceramic
- Gloss white ceramic – easy to clean
- 10 Year Guarantee
- Overall sink size: 1015 x 525mm
- Tolerance of +/- 2% on measurements
- Minimum cabinet width: 600mm



### Capella 1.5 Bowl



- **S40011**
- 1.5 Bowl Reversible
- Drain strainer/assembly/waste included
- High Quality Fireclay Ceramic
- Gloss white ceramic – easy to clean
- 10 Year Guarantee
- Overall sink size: 1015 x 525mm
- Tolerance of +/- 2% on measurements
- Minimum cabinet width: 600mm



## INSET / UNDERMOUNT CERAMIC SINKS


### Lyra Compact



- **S40202**
- Compact Bowl
- Basket strainer included
- Supplied with overflow kit
- High Quality Fireclay Ceramic
- Gloss white ceramic – easy to clean
- Lifetime Guarantee
- Overall sink size: 428 x 460mm (+/- 2%)



Inset



Undermount

### Lyra Standard



- **S40203**
- Standard 1.0 Bowl
- Basket strainer included
- Supplied with overflow kit
- High Quality Fireclay Ceramic
- Gloss white ceramic – easy to clean
- Lifetime Guarantee
- Overall sink size: 526 x 460mm (+/- 2%)



### Lyra 1.5 Bowl



- **S40205**
- 1.5 Bowl Reversible
- Basket strainer included
- Supplied with overflow kit
- High Quality Fireclay Ceramic
- Gloss white ceramic – easy to clean
- Lifetime Guarantee
- Overall sink size: 595 x 460mm (+/- 2%)



# BELFAST CERAMIC SINKS

## Standard Belfast



- **S40050** Plain Belfast
- Basket strainer included
- Supplied with overflow kit
- High Quality Fireclay Ceramic
- Gloss white ceramic – easy to clean
- 10 Year Guarantee
- Overall sink size: 595 x 455mm
- Tolerance of +/- 2% on measurements



## Large Single Bowl Belfast

- Large Belfast Sink
- Basket strainer included
- Supplied with overflow kit
- High Quality Fireclay Ceramic
- Gloss white ceramic – easy to clean
- 10 Year Guarantee
- Overall sink size: 795 x 498mm
- Note: tolerance of +/- 2% on measurements



**S40061** Large Plain Belfast 

**S40071** Large Fluted Belfast 

## Large Double Bowl Belfast

- Large Double Bowl
- Basket strainer included
- Supplied with overflow kit
- High Quality Fireclay Ceramic
- Gloss white ceramic – easy to clean
- 10 Year Guarantee
- Overall sink size: 795 x 498mm
- Note: tolerance of +/- 2% on measurements



**S40065** Double Plain Belfast 

**S40075** Double Fluted Belfast 



# TAPS - CHROME / BRUSHED



## Comet

- **T10001** single lever design
- Polished Chrome Finish
- Suitable for minimum 0.3 bar pressure or above
- Flow aerator for controlled water delivery



## Eos

- **T10002** - Chrome
- **T10003** - Brushed Steel
- Twin Quarter turn lever design
- Suitable for minimum 0.3 bar pressure or above
- Flow aerator for controlled water delivery



## Sagan

- **T10004** - Chrome
- **T10005** - Brushed Steel
- Twin twist knob design
- Suitable for minimum 0.3 bar pressure or above
- Flow aerator for controlled water delivery



## Alona

- **T10006** - Chrome
- **T10007** - Brushed Steel
- Twin lever design
- Suitable for minimum 0.3 bar pressure or above
- Flow aerator for controlled water delivery



## Bertoni

- **T10008** - Chrome
- **T10009** - Brushed Steel
- Twin Lever Design
- Suitable for minimum 0.5 bar pressure or above
- Flow aerator for controlled water delivery



## Cromer

- **T10010** - Chrome
- **T10011** - Brushed Steel
- Single lever design
- Suitable for minimum 0.5 bar pressure or above



## Merlin

- **T10012** - Chrome
- **T10013** - Brushed Steel
- Single lever design
- Suitable for minimum 0.3 bar pressure or above
- Flow aerator for controlled water delivery



## Parini

- **T10014** - Chrome
- **T10015** - Brushed Steel
- Single lever design
- Pull out hose spray feature
- Suitable for minimum 0.7 bar pressure or above
- Flow aerator for controlled water delivery



## Hydrus

- **T10030** - Chrome
- **T10031** - Brushed Steel
- Twin lever design
- Suitable for minimum 0.5 bar pressure or above
- Flow aerator for controlled water delivery



## Nebula

- **T10020** - Chrome
- **T10021** - Brushed Steel
- Twin lever design
- Suitable for minimum 0.3 bar pressure or above
- Flow aerator for controlled water delivery

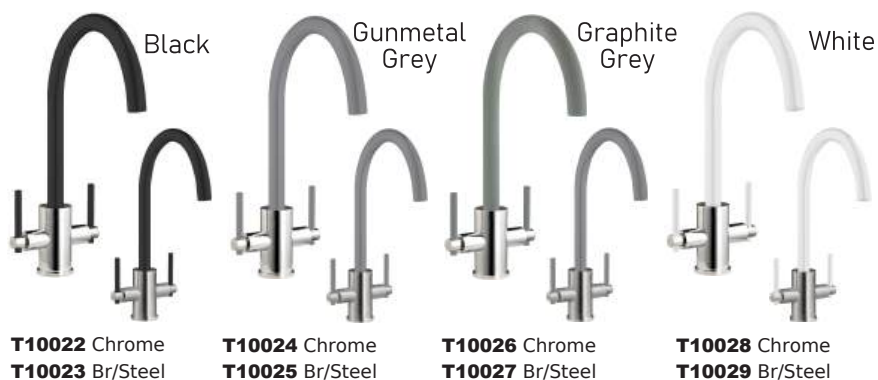




# TAPS - COLOURED

## Alona

- Twin lever design
- Suitable for minimum 0.3 bar pressure or above
- Flow aerator for controlled water delivery
- Choice of colours with Chrome or Brushed Steel finish



## Merlin

- Single lever design
- Suitable for minimum 0.3 bar pressure or above
- Flow aerator for controlled water delivery
- Choice of colours



## Parini

- Single lever design
- Pullout hose spray feature
- Suitable for minimum 0.7 bar pressure or above
- Flow aerator for controlled water delivery
- Choice of Chrome or Brushed Steel



## Nebula

- **T10018** – Chrome & Black
- **T10019** – Brushed Steel & Black
- Twin lever design
- Suitable for minimum 0.3 bar pressure or above
- Flow aerator for controlled water delivery





**FOR SERVICE ENQUIRIES &  
CUSTOMER CARE CONTACT DETAILS**

**E:** [info@aquillasinksandtaps.co.uk](mailto:info@aquillasinksandtaps.co.uk)

**W:** [www.aquillasinksandtaps.co.uk](http://www.aquillasinksandtaps.co.uk)

**WARRANTY**

**Sinks** – Lifetime warranty against genuine material and manufacturing defects  
**Taps** – 5 Year warranty against material and manufacturing defects. 2 years on surface finish & valves